

Potency Results

Sample Name: Blueberry

Client: Venera

Client Batch ID:

Pinnacle-Analytics.com
3549 Lear Way, Suite 101
Medford OR 97504
P:(541)300-8217

Sample ID: rC-H-302-E211

Matrix: Flower

Prep Analyst: Jeff A.

Analysis Method: 0630322+1 H3 4-20-2022 #1.lcm

Sampling Method: N/A

Reference Method: JCB 2009: HPLC/DAD

Analysis Batch: 2-5-2024 H3 185, 354, 415, 417, 439 Flower

Date Sampled: 1/26/2024

Date Reported: 2/8/2024

Client License: N/A

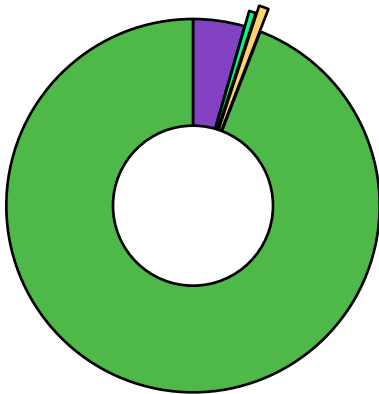
For R&D Purposes Only


Total THC (THCA*0.877+d9-THC)	24.3%
Total CBD (CBDA*0.877+CBD)	<LOQ%
Moisture Content	13.9%

Cannabinoid	% Weight	mg/g
CBDVA	<LOQ	<LOQ
CBDV	<LOQ	<LOQ
CBDA*	<LOQ	<LOQ
CBGA	1.3	13.0
CBG	0.172	1.72
CBD*	<LOQ	<LOQ
THCV	<LOQ	<LOQ
CBN	<LOQ	<LOQ
d9-THC*	0.245	2.45
d8-THC*	<LOQ	<LOQ
CBC	<LOQ	<LOQ
THCA*	27.5	275.0
Total Cannabinoids	29.22	292.0

*ORELAP Accredited Analyte


Limit Of Quantitation: 0.1%, analyte not measured



	CBGA		THCA*
	CBG		
	d9-THC*		



These test results may not be altered or reproduced except in full without the permission of Pinnacle Analytics. These results were generated following the Oregon Administrative Rules and in accordance with the NELAP Institute under ORELAP License #4152
Report generated by Routine_Potency_Rev13_8-1-2023


Kris Ford, PhD
Lab Director



PINNACLE ANALYTICS

Quality Control Results

Analyst: Jeff A.

Analysis Batch: 2-5-2024 H3 185, 354, 415, 417, 439 Flower


Pinnacle-Analytics.com
3549 Lear Way, Suite 101
Medford OR 97504
P:(541)300-8217

	Duplicate RPD		LCS % Recovery		Method Blank	
	H-0-E246-b	Limit	C-FL-020524	Limits	C-FB-020524	Limit
CBDA	<LOQ%	30%	102.0%	90-110%	<LOQ/2	LOQ/2
CBD	<LOQ%	30%	108.0%	90-110%	<LOQ/2	LOQ/2
d9-THC	1.13%	10%	93.8%	90-110%	<LOQ/2	LOQ/2
d8-THC	<LOQ%	30%	99.5%	90-110%	<LOQ/2	LOQ/2
THCA	2.06%	10%	95.3%	90-110%	<LOQ/2	LOQ/2

RPD: Relative Percent Difference between unknown sample and its duplicate
LCS: Laboratory Control Sample with known concentration
Case Comments: There were no divergences from ordinary Quality Control procedures or SOPs.



These test results may not be altered or reproduced except in full without the permission of Pinnacle Analytics. These results were generated following the Oregon Administrative Rules and in accordance with the NELAP Institute under ORELAP License #4152
Report generated by Routine_Potency_Rev13_8-1-2023


Kris Ford, PhD
Lab Director